



# DRIVING OPERATIONAL EFFICIENCY

## Quantifying Operational Impact

### QUARTERLY BUSINESS REVIEW

#### Cost and Timesaving Analysis

- ✔ Significant time saved with automated EHR data exchange, billing, and report creation
- ✔ Extra dollars saved through workflow efficiencies

#### Revenue and CPT Code Assessment

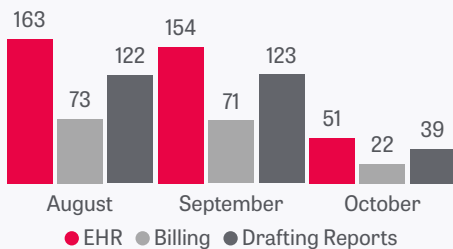
- ✔ Prediction of annual increase in income
- ✔ Monthly analysis of volume and revenue by CPT code before and after PaceMate

#### Physician and Device Review

- ✔ Number of e-signatures by physician
- ✔ Number of devices by manufacturer

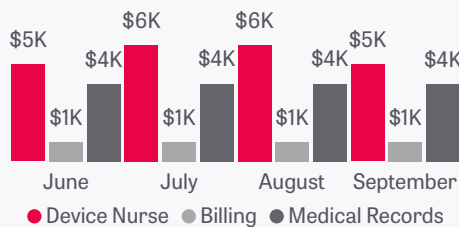
### OPERATIONAL IMPACT

#### Clinician Hours Saved Per Month\*

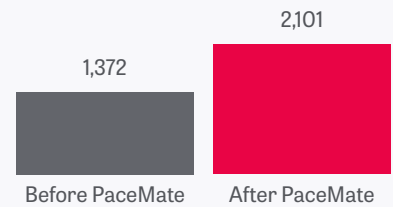


\*Assumes 100% of incoming reports require drafting and 5 minutes per report draft.

#### Dollars Saved Per Month \$ in thousands



#### Average Monthly Transmissions



### PACEMATE'S PROVEN IMPACT



Average of **270+ hours saved per month** across EHRs, billing, and drafting reports



Approximately **\$11K saved per month** across medical records, billing, and device nurse costs



Increase of approximately **730 transmissions** per month