



Helping You Prioritize the Urgent.

Your Cardiac Clinic. Your Customized Alerts.

Easy to Prioritize

Auto-Triage™: Intelligent Patient Prioritization

- ✓ Customize alert parameters according to your clinic's preferences.
- ✓ Enhance generic device alerts with real-time EHR data per last report.
- ✓ Identify the most vulnerable, actionable patients immediately.

YOUR BENEFITS

- Treat actionable patients first
- Reduce overall alert burden
- Run a remote clinic like an in-person clinic




3 Steps to Alert Customization

with PaceMateLIVE™ Auto-Triage

STEP 1: CUSTOMIZE PARAMETERS.

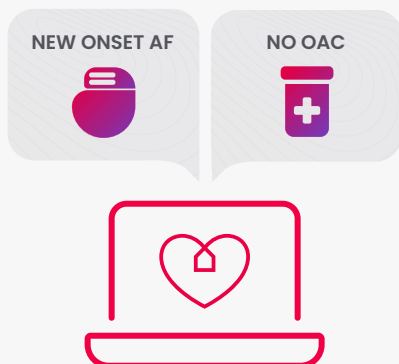
Customize alert parameters according to your clinic's select needs. Choose event type, alert severity, notifications, and more.

Example:

Event Description	Alert Severity	Notifications
AF - No OAC		Call During Business Hours
New Recurrence of AF >6hr		No Notification
AF with OAC		No Notification

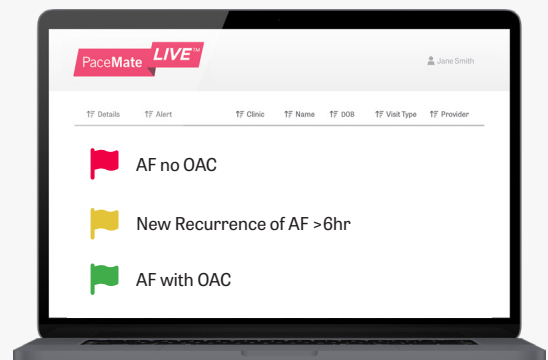
STEP 2: DATA IS COMBINED IN PACEMATELIVE.

PaceMateLIVE automates the combination of real-time EHR data with the latest device data and applies your clinic's customized parameters.



STEP 3: SEE URGENT ALERTS FIRST.

PaceMateLIVE Auto-Triage organizes patients based on the combined EHR + device data—according to your customized urgency parameters.



We never miss a beat.®